

# 2020 SGJA Judges' Cup







## Meet Results

Dec 11-13, 2020

Men / 41 / 4.1 A

Session: SU2

Judge's Signatures

Rank	Num	Name	Gym							AA
1	427	Lukas Martin	Gymnastics USA	9.100 4	<b>9.800</b> 1	9.500 2	8.600 5T	<b>9.850</b> 1	8.900 2	<b>55.750</b> 1
2	431	Dylan Stone	EVO Gymnastics	9.050 5	7.500 9	<b>9.850</b> 1	8.500 8	8.900 3T	<b>9.200</b> 1	53.000 2
3	411	Ryan Weihl	South Miami	9.300 2	8.600 3	9.150 4	<b>9.500</b> 1	8.300 6T	7.750 4	52.600 3
4	553	Braedon Rivera-Ryle	Gymnastics USA	8.900 6T	7.700 8	9.100 5	9.300 2	8.850 5	8.150 3	52.000 4
5	413	Micah Chandler	Naples Progressive	8.800 8	8.800 2	8.500 9	8.800 4	9.300 2	7.400 5T	51.600 5
6	416	Logan Bayne	LaFleur's Tampa	8.600 9	8.400 4	9.450 3	9.000 3	8.900 3T	6.800 7	51.150 6
7	423	Dalen Stoddard	LaFleur's Tampa	9.150 3	8.300 5T	8.900 6T	8.600 5T	8.300 6T	7.400 5T	50.650 7
8	425	Kayden Tewari	LaFleur's Tampa	8.900 6T	8.300 5T	8.650 8	8.400 9	8.300 6T	5.700 8	48.250 8
9	417	Julian King	LaFleur's Tampa	<b>9.400</b> 1	7.200 10	8.900 6T	8.600 5T	7.300 10	5.000 10	46.400 9
10	404	Grant Firsching	Sun Country	8.550 10	8.300 5T	7.700 10	8.300 10	7.750 9	5.250 9	45.850 10

# 2020 SGJA Judges' Cup







## Meet Results

Men / 41 / 4.1 B

Session: SU2

Dec 11-13, 2020

Judge's Signatures

Rank	Num	Name	Gym							AA
1	420	Jack Pastore	LaFleur's Tampa	9.950	<b>10.700</b>	<b>10.000</b>	9.100	<b>10.350</b>	<b>10.300</b>	<b>60.400</b>
				2	1	1	4	1	1	1
2	424	Asher Suplee	LaFleur's Tampa	9.700	10.100	9.900	8.600	9.800	9.050	57.150
				3T	2	2	7T	3	3	2
3	421	Alejandro Sanchez	LaFleur's Tampa	9.700	9.600	9.700	9.200	9.850	8.700	56.750
				3T	3	3	2T	2	5	3
4	419	Matthew Nottingham	LaFleur's Tampa	<b>10.150</b>	9.100	8.600	<b>9.300</b>	9.700	8.950	55.800
				1	4	9	1	4	4	4
5	430	Jackson Wipfler	Gymnastics USA	8.450	8.900	9.050	9.200	9.250	9.900	54.750
				8	5T	5T	2T	5	2	5
6	412	Drake Biggs	Naples Progressive	8.900	8.000	9.450	8.700	8.950	7.000	51.000
				5	8	4	6	6	6	6
7	405	Roman Richeson	Sun Country	8.550	8.900	9.000	8.600	8.400	5.850	49.300
				7	5T	7T	7T	8	7	7
8	422	Ryan Snecinski	LaFleur's Tampa	8.700	7.900	9.000	8.800	8.550	4.500	47.450
				6	9	7T	5	7	9	8
9	490	David Slade	LaFleur's Tampa	7.550	8.600	9.050	8.300	7.300	5.000	45.800
				9	7	5T	9	9	8	9

# 2020 SGJA Judges' Cup







## Meet Results

Dec 11-13, 2020

Men / 41 / 4.1 C

Session: SU2

Judge's Signatures

Rank	Num	Name	Gym							AA
1	410	Ozzie Lowe	South Miami	8.950	<b>9.000</b>	9.200	8.900	<b>9.700</b>	7.900	<b>53.650</b>
				5	<b>1</b>	2	4T	<b>1</b>	3	<b>1</b>
2	407	Sebastian Aybar	South Miami	9.150	8.200	9.150	<b>9.400</b>	8.300	8.050	52.250
				4	6	3T	<b>1</b>	7	2	2
3	428	Raven Morgart	Gymnastics USA	9.450	8.100	7.850	9.000	7.350	<b>8.600</b>	50.350
				2	7	9	3	10	<b>1</b>	3
4	414	Khysenn Robbins	Naples Progressive	8.750	7.800	<b>9.400</b>	8.100	9.200	6.650	49.900
				6	8	<b>1</b>	11	2	8	4
5	920	Bennett Hunt	Sun Country	8.650	8.300	9.150	8.600	7.700	7.150	49.550
				7	4T	3T	9T	9	5	5
6T	403	Jorran Tabony	TNT	9.350	8.400	8.200	8.900	8.900	5.300	49.050
				3	3	6	4T	4	10	6T
6T	409	Damion Hew JR	South Miami	8.550	8.300	7.800	9.100	8.600	6.700	49.050
				9	4T	10	2	5	7	6T
6T	406	Nick Zarrinpar	Sun Country	8.600	7.700	8.750	8.700	8.000	7.300	49.050
				8	9T	5	6T	8	4	6T
9	401	Isaac Fajura	TNT	8.050	8.700	8.150	8.600	7.250	6.900	47.650
				10	2	7	9T	11	6	9
10	408	Carlos Gomez	South Miami	<b>9.550</b>	7.700	7.200	8.700	9.000	5.000	47.150
				<b>1</b>	9T	11	6T	3	11	10
11	415	Vaughn Archbold	LaFleur's Tampa	7.800	7.200	8.100	8.700	8.550	5.800	46.150
				11	11	8	6T	6	9	11

# 2020 SGJA Judges' Cup







## Meet Results

Dec 11-13, 2020

Men / 42 / ALL

Session: SU2

Judge's Signatures

Rank	Num	Name	Gym							AA
1	453	Steve Fontana	Naples Progressive	<b>8.750</b> 1T	<b>8.700</b> 1	8.050 2	<b>8.800</b> 1T	8.350 2	<b>6.450</b> 1	<b>49.100</b> 1
2	454	Michael Prischak	Naples Progressive	7.950 4	7.600 3T	7.500 4	8.600 4T	<b>8.750</b> 1	6.350 3	46.750 2
3	456	Thomas Savchenko	Gymnastics USA	7.800 5T	8.200 2	<b>8.100</b> 1	8.300 6T	7.400 3T	5.950 4	45.750 3
4	450	David Bishop	TNT	7.750 8	7.400 5T	8.000 3	<b>8.800</b> 1T	7.300 5T	4.800 6	44.050 4
5	452	Jet Sousa	South Miami	<b>8.750</b> 1T	6.700 8	7.400 5	8.300 6T	7.400 3T	5.000 5	43.550 5
6	455	Maddox Pine	Gymnastics USA	7.800 5T	7.600 3T	5.800 8	7.800 8	6.900 7	6.400 2	42.300 6
7	918	Raul Valdes-Fauli	South Miami	7.800 5T	7.400 5T	6.000 6T	8.700 3	7.300 5T	4.500 7T	41.700 7
8	451	Anthony Richter	TNT	8.150 3	6.900 7	6.000 6T	8.600 4T	6.650 8	4.500 7T	40.800 8