

2023 Men's Daytona Beach Open







Meet Results

Jan 27-29, 2023

Men / 9 / A

Session: SA2

Judge's Signatures

Rank	Num	Name	Gym							AA
1	912	Saylor Bowman	USAGW	12.600	13.300	12.000	11.800	12.000	9.500	71.200
				2	1	2	4	4T	8T	1
2	916	Ilya Danilchenko	Orlando Metro	12.700	10.800	11.200	11.500	12.200	11.700	70.100
				1	5	4T	5	2T	2	2
3	920	Omar Puerta	Orlando Metro	12.400	11.500	10.200	10.400	12.600	12.200	69.300
				3T	3	10	9	1	1	3
4	915	Mason Smith	WCG	12.400	11.700	10.800	10.900	12.000	11.400	69.200
				3T	2	6	8	4T	3T	4
5	913	West Fowler	Panhandle Perfection	10.900	10.100	10.400	12.900	12.200	11.400	67.900
				7	7	8T	2	2T	3T	5
6	910	Kalel Portillo	EGA Florida	10.800	8.400	12.300	12.200	11.600	10.100	65.400
				8	10	1	3	6	6	6
7	919	Thiago Tosta	EGA Florida	11.100	9.000	10.500	11.300	11.400	10.700	64.000
				6	9	7	6	7	5	7
8	914	Gabe Tayler	USAGW	11.400	9.800	10.400	11.000	10.700	9.500	62.800
				5	8	8T	7	8	8T	8
9	911	Dylan Tosta	EGA Florida	0.000	10.400	11.200	0.000	9.800	9.700	41.100
				9T	6	4T	10	9	7	9
10	917	Joaquin Martinez	WCG	0.000	11.200	11.300	13.100	0.000	0.000	35.600
				9T	4	3	1	10	10	10

2023 Men's Daytona Beach Open







Meet Results

Jan 27-29, 2023

Men / 9 / B

Session: SA2

Judge's Signatures

Rank	Num	Name	Gym							AA
1	909	Jack Nicholson	Park Avenue	12.000	10.800	11.000	12.400	11.700	9.400	67.300
				2	2	5	1	3	7T	1
2	907	Samuel Hayes	ACE PA	11.600	9.900	11.300	11.500	11.400	11.300	67.000
				3T	4	1T	5	6	1	2
3	905	Jackson Kassner	ACE FL	11.000	11.000	11.300	12.000	11.600	9.700	66.600
				7T	1	1T	3T	4	6	3
4	901	Jacob Gladu	Panhandle Perfection	12.500	7.800	10.600	12.200	12.000	9.400	64.500
				1	8	7	2	1T	7T	4
5	904	Zachary McKenna	TumbleBees Jupiter	10.100	9.700	11.300	10.800	12.000	10.400	64.300
				9T	5T	1T	8T	1T	4T	5
6	908	Santiago Veloz	TumbleBees Jupiter	11.200	10.400	10.800	10.800	10.000	10.800	64.000
				6	3	6	8T	9	3	6
7	900	Tommy Leatherberry	Panhandle Perfection	11.600	9.700	10.500	10.400	11.000	10.400	63.600
				3T	5T	8	10	8	4T	7
8	903	Lucas Perkins	Gold Coast	11.500	5.500	9.600	12.000	11.300	10.900	60.800
				5	9	9T	3T	7	2	8
9	906	Gabriel Cano	EGA Florida	10.100	8.900	9.600	11.400	8.300	9.400	57.700
				9T	7	9T	6	10	7T	9
10	902	Dylan Maresma	WCG	11.000	0.000	11.200	11.000	11.500	8.500	53.200
				7T	10	4	7	5	10	10

2023 Men's Daytona Beach Open







Meet Results

Jan 27-29, 2023

Men / 10 / A

Session: SA2

Judge's Signatures

Rank	Num	Name	Gym							AA
1	121	Rome Whimpey	USAGW	12.200 2	11.500 5T	12.200 2T	13.500 1	12.400 4	11.500 2T	73.300 1
2	125	Jason George	Sun Country	10.700 7T	11.500 5T	12.900 1	12.600 5T	12.600 1T	12.100 1	72.400 2
3	123	Bruno Peirano	Park Avenue	13.100 1	12.000 3	12.200 2T	13.400 2	12.200 5	9.200 9	72.100 3
4	118	William Keller	USAGW	9.800 10	12.300 2	11.800 4	13.000 4	12.600 1T	11.300 5	70.800 4
5	122	Evan Englade	Cartersville	11.400 6	11.700 4	11.300 5	11.200 9	11.900 6	11.200 6	68.700 5
6	120	Donald Gray	Trousdell	11.800 4	9.600 10	10.500 8	12.300 7	12.500 3	11.500 2T	68.200 6
7	117	Samuel Maddox	Cartersville	10.700 7T	11.500 5T	11.100 6T	12.200 8	11.200 8	10.000 8	66.700 7
8	113	Evan Kallen	Park Avenue	11.900 3	8.200 11	11.100 6T	12.600 5T	11.400 7	10.300 7	65.500 8
9	119	Carson Turvey	Trousdell	10.100 9	10.500 9	6.000 9	11.100 10	10.300 9	7.900 10	55.900 9
10	124	Michael Renda	TumbleBees Jupiter	11.500 5	10.600 8	0.000 10T	13.200 3	0.000 10T	11.400 4	46.700 10
11	114	Saran Alexander	ACE FL	0.000 11	13.000 1	0.000 10T	0.000 11	0.000 10T	0.000 11	13.000 11

2023 Men's Daytona Beach Open







Meet Results

Jan 27-29, 2023

Men / 10 / B

Session: SA2







Judge's Signatures

Rank	Num	Name	Gym							AA
1	100	Max Ford	IGC	12.800	12.700	12.300	14.200	10.800	11.700	74.500
				2	1T	3	2	10	2	1
2	109	Spencer Wingrove	USAGW	13.000	12.700	11.100	12.400	12.500	12.100	73.800
				1	1T	10	4	1	1	2
3	108	Eric Wingrove	USAGW	10.600	12.400	12.500	14.300	11.000	11.400	72.200
				10	3	1T	1	9	4T	3
4	103	Evan Hoffman	ACE PA	12.200	11.500	11.400	12.000	12.300	11.500	70.900
				3	6	7T	7T	2T	3	4
5	106	Gus McGowen	USAGW	11.300	12.000	12.500	13.100	12.300	9.600	70.800
				8	5	1T	3	2T	9	5
6	111	Nicholas Irving	Sun Country	12.100	10.900	11.400	12.300	12.300	11.400	70.400
				4	9	7T	5	2T	4T	6
7	104	Statler Schmidt	IGC	12.000	12.300	11.600	11.200	11.800	10.900	69.800
				5	4	5	10	5	7	7
8	102	Austin Rojas	Gold Coast	11.200	11.200	11.200	12.100	11.600	11.000	68.300
				9	7	9	6	6T	6	8
9	107	Joe Maddox	Cartersville	11.800	11.100	11.500	12.000	11.600	10.200	68.200
				6	8	6	7T	6T	8	9
10	110	Tyler Smotherman	IGC	11.400	9.200	11.900	11.700	11.500	8.700	64.400
				7	10	4	9	8	10	10
11	105	Myles Townsend	Islands YMCA	0.000	8.600	8.800	0.000	9.700	7.000	34.100
				11	11	11	11	11	11	11

2023 Men's Daytona Beach Open

Team Results







Jan 27-29, 2023

Rank	Gym	Team	Score						
1	EGA Florida	91	192.500	32.000 1	28.300 1	34.000 1	34.900 2	32.800 1	30.500 1
2	WCG	91	158.000	23.400 3	22.900 2	33.300 2	35.000 1	23.500 3	19.900 3

2023 Men's Daytona Beach Open

Team Results

Jan 27-29, 2023

Rank	Gym	Team	Score						
1	USAGW	10	224.500	36.500 1	37.400 1	37.200 1	40.900 1	37.500 1	35.000 1
2	IGC	10	208.700	36.200 2	34.200 3	35.800 2	37.100 2	34.100 3	31.300 3
3	Cartersville	10	203.600	33.900 3	34.300 2	33.900 3	35.400 3	34.700 2	31.400 2