

# 2023 USAG Men's State







## Meet Results

Men / 4D1 / A

Session: FR2

Mar 3-5, 2023

Judge's Signatures

Rank	Num	Name	Gym							AA
1T	468	Andrew Ogata	Gymnastics USA	10.150	9.000	10.700	9.050	9.700	9.600	58.200
				1	8T	2	5	3	3	1T
1T	465	Anthony Lopez Kopet	SEGA	9.600	10.150	10.000	9.150	9.350	9.950	58.200
				2	4	4	2T	6	2	1T
3	472	Lincoln Boschetti	Gymnastics USA	9.300	10.300	10.150	9.100	10.000	9.250	58.100
				4	2T	3	4	2	5	3
4	470	Swayze Mason	WCG	8.050	10.450	10.800	8.600	9.400	10.050	57.350
				9	1	1	9T	5	1	4
5	471	Bennett Chan	WCG	8.450	10.050	9.850	9.000	10.050	9.450	56.850
				7T	5	5	6	1	4	5
6	464	Joaquin Sole	Park Avenue	9.400	9.550	9.450	9.450	9.100	8.900	55.850
				3	6T	6	1	8	6T	6
7	467	Jensen Bruno	Gym Force	9.250	9.550	9.000	8.600	9.500	8.100	54.000
				5	6T	9	9T	4	9	7
8	463	Joey Sarnovsky	Florida Flips	9.100	10.300	8.650	8.600	8.400	7.950	53.000
				6	2T	10	9T	9T	10	8
9	469	Luka Ricke	EVO Gymnastics	7.450	8.900	9.250	8.800	9.200	8.900	52.500
				10	10	7	8	7	6T	9
10	462	Jelani Morales	TGR	8.450	9.000	9.200	8.850	8.400	8.500	52.400
				7T	8T	8	7	9T	8	10
11	466	Luca Caggiano	Sun Country	7.100	7.000	7.950	9.150	7.300	6.400	44.900
				11	11	11	2T	11	11	11

# 2023 USAG Men's State







## Meet Results

Men / 4D1 / B

Session: FR2

Mar 3-5, 2023

Judge's Signatures

Rank	Num	Name	Gym							AA
1	452	Anderson Weaver	Gymnastics USA	10.150 3	10.850 1	10.800 1	9.250 3T	10.950 1	10.550 1	62.550 1
2	459	Matthew Lopez-Shakhov	FGTC	10.450 1	9.550 5	10.300 3	9.250 3T	10.500 2	9.600 3T	59.650 2
3	451	Jeremiah Coley	Park Avenue	10.350 2	10.350 2	9.600 5T	9.550 1	9.000 7	9.600 3T	58.450 3
4	461	Christopher Roman	Orlando Metro	9.550 4	9.450 7	10.150 4	9.100 6T	9.400 4	10.000 2	57.650 4
5	458	Tucker Shane	Gulf Coast Elite	9.200 6	9.400 8	9.350 8	9.350 2	9.150 6	8.850 7	55.300 5
6	450	JJ McMullin	Gulf Coast Elite	8.250 7	9.700 3T	9.400 7	8.700 11	10.100 3	9.100 6	55.250 6
7	454	Uhtred Garner	EVO Gymnastics	8.000 8	9.700 3T	10.400 2	9.250 3T	9.250 5	7.850 10	54.450 7
8	453	Jack Fierro	LaFleur's Tampa	7.900 9	8.900 10	9.600 5T	9.100 6T	8.700 9	9.200 5	53.400 8
9	456	Micah Perez	LaFleur's Tampa	9.250 5	9.150 9	8.450 9	8.850 9T	8.900 8	8.500 8	53.100 9
10	457	Kai Callon	Naples Progressive	6.600 11	6.700 11	8.300 10	8.850 9T	8.550 10	8.050 9	47.050 10
11	460	Bram Salisbury	ACE FL	6.800 10	9.500 6	7.350 11	8.950 8	8.100 11	5.500 11	46.200 11

# 2023 USAG Men's State







## Meet Results

Men / 4D1 / C

Session: FR2

Mar 3-5, 2023

Judge's Signatures

Rank	Num	Name	Gym							AA
1	437	Levi Bell	WCG	10.400	9.950	10.700	9.550	9.700	10.650	60.950
				1	7	1	1	1	1	1
2	440	Thomas Holihen	Boundless Gymnastics	9.800	10.800	10.200	9.250	9.200	9.650	58.900
				2	1	4	2	4T	2	2
3	448	Augustus Brown	WCG	8.350	10.300	10.650	9.100	9.350	9.450	57.200
				7	4T	2T	3	3	3	3
4	446	Evan Slater	FGTC	9.300	8.650	10.650	9.000	9.400	8.950	55.950
				3	8	2T	4	2	4	4
5	444	Brandon Gonzalez Kozulin	Gymnastics USA	8.500	10.600	10.050	8.800	9.200	8.150	55.300
				4T	2T	5	7	4T	6	5
6	449	Bennett Hunt	Sun Country	7.000	10.000	9.100	8.950	8.600	7.800	51.450
				9	6	6	5	6T	8	6
7	445	Noel Folz	MGA Gymnastics	8.500	10.300	8.400	8.500	7.950	6.800	50.450
				4T	4T	9	10	9	10	7
8	441	Paxtyn Pellens	Florida Flips	6.200	10.600	8.800	8.600	6.600	8.500	49.300
				10	2T	7	8	10	5	8
9	447	Liam Willig	Naples Progressive	7.300	7.300	8.600	8.550	8.600	8.100	48.450
				8	10	8	9	6T	7	9
10	443	William Betsch	EVO Gymnastics	8.400	7.500	7.800	8.850	8.000	7.350	47.900
				6	9	10	6	8	9	10
11	438	Ben Bogner	TGR	0.000	0.000	0.000	0.000	0.000	0.000	0.000
				11	11	11	11	11	11	11

# 2023 USAG Men's State







## Meet Results

Men / 4D1 / D

Session: FR2

Mar 3-5, 2023

Judge's Signatures

Rank	Num	Name	Gym							AA
1	429	Jorge Ortiz	Gymnastics USA	10.650	10.400	10.350	9.550	10.000	10.000	60.950
				1	2T	2	1	1	1	1
2	432	Maddox Pine	Gymnastics USA	8.200	10.400	9.900	8.900	9.650	9.250	56.300
				8	2T	4	6T	2	3	2
3	436	William Muresan	FGTC	10.000	9.150	10.650	9.350	8.550	8.200	55.900
				2	8	1	2	8	7	3
4	430	Collin Huang	ACE FL	8.250	10.100	9.350	9.000	9.400	9.450	55.550
				7	6	6	5	3	2	4
5	424	Benjamin Wheeler	EVO Gymnastics	9.000	10.250	9.200	8.900	9.000	9.050	55.400
				6	4	7	6T	6	4	5
6	428	Kyler Rockey	TGR	9.300	10.200	9.400	9.050	9.050	8.350	55.350
				4	5	5	4	5	6	6
7	434	Thomas Savchenko	Gymnastics USA	9.250	9.650	10.250	7.950	9.200	8.850	55.150
				5	7	3	11	4	5	7
8	425	Neil Canabal	MGA Gymnastics	9.600	10.500	8.850	8.800	8.450	7.420	53.620
				3	1	8T	8T	9	10	8
9	435	Vince Caggiano	Sun Country	7.400	8.000	8.850	9.150	8.650	7.850	49.900
				11	11	8T	3	7	8	9
10	426	Owen Canabal	MGA Gymnastics	7.600	9.100	8.200	8.800	7.750	7.450	48.900
				10	9	10	8T	10	9	10
11	431	Vaughn Archbold	LaFleur's Tampa	8.000	8.700	7.700	8.200	7.250	7.300	47.150
				9	10	11	10	11	11	11

# 2023 USAG Men's State







## Meet Results

Men / 4D1 / E

Session: FR2

Mar 3-5, 2023

Judge's Signatures

Rank	Num	Name	Gym							AA
1	414	Justin Zhong	Nova Fla	10.600	10.300	10.500	9.600	8.700	9.850	59.550
				1	3	1T	1	5	1	1
2	421	Adam Papper	EVO Gymnastics	9.900	9.450	10.500	9.000	9.100	9.800	57.750
				2	9T	1T	9	2	2	2
3	417	Cooper Jakubcin	ACE FL	8.650	10.850	9.450	9.350	9.500	9.650	57.450
				4T	1	5	5	1	3	3
4	418	Nicholas Blandin	EVO Gymnastics	8.650	10.400	9.650	8.800	8.850	8.000	54.350
				4T	2	4	10	4	5T	4
5	416	Tejas Gupta	Nova Fla	8.000	10.050	10.300	9.200	7.750	7.800	53.100
				8	5	3	6T	8	8	5
6	419	Roman Richeson	Sun Country	8.400	9.550	8.700	9.450	8.600	8.000	52.700
				6	7	8	3	6	5T	6
7	420	Joel Wyche	Trousdell	8.750	9.500	8.650	9.500	7.650	7.750	51.800
				3	8	9	2	9	9	7
8	423	Loren Jayanetti	South Miami	8.250	9.600	9.000	9.400	7.500	8.000	51.750
				7	6	7	4	10	5T	8
9	415	Jace Peiskee	Trousdell	7.150	9.450	8.200	9.200	8.350	8.350	50.700
				9	9T	10	6T	7	4	9
10	413	Mark Lawhorn	Florida Flips	6.050	10.100	9.050	9.200	8.900	7.250	50.550
				10	4	6	6T	3	10	10

# 2023 USAG Men's State







## Meet Results

Men / 4D1 / F

Session: FR2

Mar 3-5, 2023







Judge's Signatures

Rank	Num	Name	Gym							AA
1	403	Judah Abramskiy	Nova Fla	10.300	10.300	11.000	8.550	9.700	9.600	59.450
				2	4	1	10	2	1	1
2	411	Hudson Lee	Nova Fla	10.250	10.350	10.000	9.700	9.650	9.100	59.050
				3	3	7T	2	3	2T	2
3	410	Danilo Prada	EGA Florida	9.200	10.600	10.300	8.900	10.050	8.750	57.800
				6	1	2T	7	1	7	3
4	409	Aiden Lee	Nova Fla	10.550	9.200	10.050	9.750	9.050	8.600	57.200
				1	8T	5T	1	6	8	4
5	408	Samuel Cabrera	Orlando Metro	9.400	10.250	10.300	8.750	9.400	9.050	57.150
				5	5	2T	9	4	4	5
6	406	Luca Contini	Orlando Gymnastics	8.700	9.200	10.100	9.500	9.150	9.100	55.750
				8T	8T	4	3T	5	2T	6
7	407	Keshaun Wells	Boundless Gymnastics	9.600	9.300	9.400	9.500	8.100	8.900	54.800
				4	6	9	3T	10	6	7
8	412	Cade Benfield	South Miami	8.700	10.450	9.150	8.950	8.950	8.250	54.450
				8T	2	10	6	7T	9	8
9	401	Andrew Ryan-Drago	Orlando Gymnastics	8.350	9.250	10.000	9.050	8.550	9.000	54.200
				10	7	7T	5	9	5	9
10	402	Esteban Laluz	South Miami	8.800	8.800	10.050	8.800	8.950	8.100	53.500
				7	10	5T	8	7T	10	10

# 2023 USAG Men's State

## Team Results - 4.1 Large Team







Mar 3-5, 2023

Rank	Gym	Team	Score						
1	Gymnastics USA	41L	183.650	30.950 2	31.850 1	31.850 1	27.900 2	30.950 1	30.150 1
2	Nova Fla	41L	180.200	31.450 1	30.950 2	31.800 2	29.050 1	28.400 2	28.550 2
3	EVO Gymnastics	41L	170.900	27.550 3	30.350 3	30.550 3	27.150 3	27.550 3	27.750 3

# 2023 USAG Men's State

## Team Results - 4.1 Small Team

Mar 3-5, 2023

Rank	Gym	Team	Score						
1	WCG	41S	177.100	27.200 2	30.800 2	32.150 1	27.650 2	29.150 1	30.150 1
2	FGTC	41S	171.500	29.750 1	27.350 6	31.600 2	27.600 3	28.450 2	26.750 2
3	South Miami	41S	159.700	25.750 3	28.850 4	28.200 3	27.150 5	25.400 5	24.350 4
4	ACE FL	41S	159.200	23.700 4	30.450 3	26.150 6	27.300 4	27.000 3	24.600 3
5	Sun Country	41S	154.350	22.900 5	27.550 5	26.650 4	27.750 1	25.850 4	23.650 6
6	Florida Flips	41S	152.850	21.350 6	31.000 1	26.500 5	26.400 6	23.900 6	23.700 5