

2023 USAG Men's State

Meet Results







Mar 3-5, 2023

Page: 1
Printed: 3/4/2023 7:47 PM

Men / 9 / A

Session: SA2

Judge's Signatures

| Rank | Num | Name | Gym |  |  |  |  |  |  | AA |
|------|-----|------------------|------------------|---|---|--|---|---|---|--------------|
| 1 | 933 | Ilya Danilchenko | Orlando Metro | 12.700 1 | 11.550 1 | 11.550 2 | 11.950 3 | 12.300 1 | 11.250 3 | 71.300 1 |
| 2 | 932 | Mason Smith | WCG | 11.800 6T | 11.300 2 | 11.900 1 | 11.500 4 | 11.350 8 | 11.850 1 | 69.700 2 |
| 3 | 935 | Joaquin Martinez | WCG | 11.450 9 | 10.700 5 | 11.400 4 | 12.800 1 | 12.000 3 | 10.750 4T | 69.100 3 |
| 4 | 936 | August Gamauf | Gulf Coast Elite | 11.950 4 | 11.000 3 | 10.900 6T | 11.050 7 | 12.100 2 | 10.750 4T | 67.750 4 |
| 5 | 940 | Omar Puerta | Orlando Metro | 11.550 8 | 9.900 6 | 10.900 6T | 12.000 2 | 11.750 6T | 11.300 2 | 67.400 5 |
| 6 | 937 | Carson Green | Gulf Coast Elite | 12.000 3 | 9.400 8 | 11.500 3 | 11.250 5 | 11.850 4T | 9.950 7 | 65.950 6 |
| 7 | 939 | Thiago Tosta | EGA Florida | 11.800 6T | 10.850 4 | 11.050 5 | 10.650 10 | 11.250 9 | 10.200 6 | 65.800 7 |
| 8 | 938 | Jayden Larson | Gym Force | 12.300 2 | 9.700 7 | 10.800 8 | 10.700 8T | 11.850 4T | 9.200 9 | 64.550 8 |
| 9 | 941 | Blake Rhodes | Gym Force | 11.900 5 | 9.150 9 | 10.500 9 | 11.200 6 | 11.750 6T | 6.800 10 | 61.300 9 |
| 10 | 934 | Ryker Pine | Gymnastics USA | 11.150 10 | 8.350 10 | 10.150 10 | 10.700 8T | 10.200 10 | 9.700 8 | 60.250 10 |

2023 USAG Men's State

Meet Results







Mar 3-5, 2023

Page: 1
Printed: 3/4/2023 7:47 PM

Men / 9 / B

Session: SA2

Judge's Signatures

| Rank | Num | Name | Gym |  |  |  |  |  |  | AA |
|------|-----|----------------|----------------|---|---|--|---|---|---|-------------|
| 1 | 928 | Ori Reilly | Gymnastics USA | 12.700 1T | 12.650 1 | 12.550 1 | 12.950 1 | 13.550 1 | 12.900 1 | 77.300 1 |
| 2 | 931 | Nico Maccario | EVO Gymnastics | 12.700 1T | 11.850 2 | 12.000 2T | 12.900 2 | 13.250 2 | 11.800 3 | 74.500 2 |
| 3 | 923 | Uzoma Ojoh | EVO Gymnastics | 11.600 5 | 10.100 6 | 12.000 2T | 11.650 4 | 12.900 3 | 12.450 2 | 70.700 3 |
| 4 | 927 | Maks Puzenko | EVO Gymnastics | 11.500 7 | 11.700 3 | 11.050 5 | 11.300 5 | 12.350 4 | 11.250 4 | 69.150 4 |
| 5 | 921 | Dylan Tosta | EGA Florida | 12.050 3 | 10.600 5 | 10.900 7 | 12.100 3 | 12.250 5 | 8.650 7 | 66.550 5 |
| 6 | 926 | Cooper Love | WCG | 11.550 6 | 9.150 8 | 11.000 6 | 11.000 6 | 12.050 7 | 10.750 5 | 65.500 6 |
| 7 | 924 | Aiden Gordon | Gym Force | 11.950 4 | 10.000 7 | 10.800 8 | 10.550 7 | 11.900 8 | 10.150 6 | 65.350 7 |
| 8 | 930 | Jakson Kurecki | EVO Gymnastics | 0.000 9 | 11.500 4 | 11.700 4 | 1.000 8 | 12.150 6 | 0.000 8T | 36.350 8 |
| 9 | 922 | Phoenix Harris | Gym Force | 1.000 8 | 0.000 9 | 0.000 9 | 0.000 9 | 0.000 9 | 0.000 8T | 1.000 9 |

2023 USAG Men's State

Meet Results







Mar 3-5, 2023

Page: 1
Printed: 3/4/2023 7:47 PM

Men / 9 / C

Session: SA2

Judge's Signatures

| Rank | Num | Name | Gym |  |  |  |  |  |  | AA |
|------|-----|----------------------|--------------------|---|---|--|---|---|---|--------|
| 1 | 912 | Hunter Simpson | EVO Gymnastics | 12.300 | 11.650 | 11.750 | 12.000 | 13.150 | 12.100 | 72.950 |
| | | | | 3 | 1 | 3T | 4T | 1 | 1 | 1 |
| 2 | 915 | Chane Cumbermack | FGTC | 12.650 | 10.300 | 11.900 | 12.800 | 12.800 | 10.750 | 71.200 |
| | | | | 1 | 7 | 1 | 1 | 3 | 5 | 2 |
| 3 | 916 | Jackson Frey | EVO Gymnastics | 12.150 | 11.600 | 11.800 | 11.700 | 11.300 | 11.450 | 70.000 |
| | | | | 4 | 2 | 2 | 6 | 8 | 2 | 3 |
| 4 | 917 | Louis Leblanc-Simard | EVO Gymnastics | 11.750 | 11.550 | 11.300 | 12.250 | 12.200 | 10.700 | 69.750 |
| | | | | 5T | 3 | 5 | 3 | 5 | 6T | 4 |
| 5 | 919 | Jack Nicholson | Park Avenue | 12.450 | 10.550 | 11.250 | 12.450 | 11.800 | 9.850 | 68.350 |
| | | | | 2 | 5 | 6 | 2 | 7 | 8 | 5 |
| 6 | 920 | Kalel Portillo | EGA Florida | 9.600 | 10.850 | 11.750 | 12.000 | 12.400 | 11.300 | 67.900 |
| | | | | 8 | 4 | 3T | 4T | 4 | 3 | 6 |
| 7 | 918 | Santiago Veloz | TumbleBees Jupiter | 11.400 | 10.450 | 11.000 | 11.250 | 12.000 | 10.800 | 66.900 |
| | | | | 7 | 6 | 7 | 7 | 6 | 4 | 7 |
| 8 | 914 | Aiden Ewing | EVO Gymnastics | 11.750 | 9.800 | 9.800 | 10.600 | 13.050 | 10.700 | 65.700 |
| | | | | 5T | 8 | 8 | 8 | 2 | 6T | 8 |
| 9 | 911 | Jackson Kassner | ACE FL | 0.000 | 0.000 | 0.000 | 1.000 | 1.000 | 1.000 | 3.000 |
| | | | | 9 | 9 | 9 | 9 | 9 | 9 | 9 |

2023 USAG Men's State

Meet Results







Mar 3-5, 2023

Page: 1
Printed: 3/4/2023 7:47 PM

Men / 9 / D

Session: SA2

Judge's Signatures







| Rank | Num | Name | Gym |  |  |  |  |  |  | AA |
|------|-----|---------------------|----------------------|---|---|--|---|---|---|--------------|
| 1 | 907 | Nicolas Juarez-Pong | FGTC | 12.200 2 | 11.300 2 | 11.400 2 | 12.100 2 | 12.650 1 | 11.400 1T | 71.050 1 |
| 2 | 904 | Ryan Cannings | FGTC | 12.600 1 | 12.050 1 | 11.300 3 | 10.750 8 | 12.350 4 | 11.200 3 | 70.250 2 |
| 3 | 908 | Lukas Villa | FGTC | 12.100 3 | 10.850 3 | 10.950 6 | 12.050 3 | 11.500 9 | 10.850 4 | 68.300 3 |
| 4 | 903 | Jacob Gladu | Panhandle Perfection | 11.850 5 | 10.700 4 | 11.200 4T | 12.200 1 | 12.550 2 | 9.700 6 | 68.200 4 |
| 5 | 910 | Zachary McKenna | TumbleBees Jupiter | 9.900 9 | 9.550 8 | 11.800 1 | 11.400 6 | 12.100 5 | 11.400 1T | 66.150 5 |
| 6 | 909 | Lucas Perkins | Gold Coast | 11.400 6T | 10.350 6 | 10.100 8 | 11.950 4 | 11.850 7 | 10.050 5 | 65.700 6 |
| 7 | 901 | Tommy Leatherberry | Panhandle Perfection | 11.400 6T | 10.500 5 | 10.750 7 | 11.750 5 | 11.400 10 | 9.200 7 | 65.000 7 |
| 8 | 902 | Austin Johnson | Gulf Coast Elite | 10.850 8 | 5.000 9 | 9.200 9 | 11.200 7 | 11.650 8 | 9.050 8 | 56.950 8 |
| 9 | 906 | Colton Brantley | Orlando Gymnastics | 11.950 4 | 9.750 7 | 11.200 4T | 10.500 9 | 12.400 3 | 1.000 10 | 56.800 9 |
| 10 | 905 | Dylan Maresma | WCG | 0.000 10 | 0.000 10 | 0.000 10 | 0.000 10 | 11.900 6 | 5.200 9 | 17.100 10 |

2023 USAG Men's State

Team Results - Level 9 Small Team

Mar 3-5, 2023







Page: 1
 Printed: 3/4/2023 7:49 PM
 Men / 9 / All Ages
 Session: SA2

| Rank | Gym | Team | Score |  |  |  |  |  |  |
|------|------------------|------|---------|---|--|---|---|---|---|
| 1 | FGTC | 9S | 214.450 | 37.450 1 | 34.200 1 | 34.600 1 | 36.950 1 | 37.800 1 | 33.450 1 |
| 2 | WCG | 9S | 204.850 | 34.800 3T | 31.150 3 | 34.300 2 | 35.300 2 | 35.950 2 | 33.350 2 |
| 3 | EGA Florida | 9S | 200.250 | 33.450 5 | 32.300 2 | 33.700 3 | 34.750 3 | 35.900 3 | 30.150 3 |
| 4 | Gym Force | 9S | 191.200 | 36.150 2 | 28.850 4 | 32.100 4 | 32.450 5 | 35.500 5 | 26.150 5 |
| 5 | Gulf Coast Elite | 9S | 190.650 | 34.800 3T | 25.400 5 | 31.600 5 | 33.500 4 | 35.600 4 | 29.750 4 |

2023 USAG Men's State Team Results - Level 9 Large Team

Mar 3-5, 2023

Page: 1
Printed: 3/4/2023 7:48 PM
Men / 9 / All Ages
Session: SA 2

| Rank | Gym | Team | Score |  |  |  |  |  |  |
|------|----------------|------|---------|---|--|---|---|---|---|
| 1 | EVO Gymnastics | 9L | 221.100 | 37.150 | 35.200 | 35.800 | 37.150 | 39.450 | 36.350 |
| | | | | 1 | 1 | 1 | 1 | 1 | 1 |

2023 USAG Men's State

Meet Results







Mar 3-5, 2023

Page: 1
Printed: 3/4/2023 7:48 PM

Men / 10 / A

Session: SA2

Judge's Signatures

| Rank | Num | Name | Gym |  |  |  |  |  |  | AA |
|------|-----|------------------|--------------------|---|---|--|---|---|---|--------|
| 1 | 147 | Zac Myers | EVO Gymnastics | 12.950 | 13.600 | 12.150 | 11.550 | 13.850 | 12.050 | 76.150 |
| | | | | 2 | 1 | 4 | 7 | 1 | 1 | 1 |
| 2 | 138 | Bruno Peirano | Park Avenue | 13.250 | 11.450 | 12.200 | 13.900 | 11.700 | 11.600 | 74.100 |
| | | | | 1 | 5 | 2T | 1 | 5 | 3 | 2 |
| 3 | 143 | Jason George | Sun Country | 12.050 | 11.900 | 12.200 | 13.000 | 13.550 | 11.300 | 74.000 |
| | | | | 6 | 3 | 2T | 2 | 2 | 4 | 3 |
| 4 | 136 | Brayden Bates | Gymnastics USA | 12.400 | 11.500 | 11.550 | 12.700 | 12.000 | 10.400 | 70.550 |
| | | | | 5 | 4 | 7 | 3 | 4 | 6 | 4 |
| 5 | 137 | Etienne Gaillard | EVO Gymnastics | 12.600 | 11.150 | 12.500 | 11.700 | 12.600 | 9.700 | 70.250 |
| | | | | 3 | 7 | 1 | 6 | 3 | 8 | 5 |
| 6 | 144 | Ricky Perez | FGTC | 12.450 | 11.250 | 11.600 | 10.600 | 11.550 | 11.700 | 69.150 |
| | | | | 4 | 6 | 6 | 8 | 7T | 2 | 6 |
| 7 | 145 | Brady Koch | Gym Force | 11.850 | 8.800 | 10.800 | 10.550 | 11.650 | 10.150 | 63.800 |
| | | | | 7 | 9 | 9 | 9 | 6 | 7 | 7 |
| 8 | 139 | Diego Delmoral | EVO Gymnastics | 0.000 | 11.950 | 11.850 | 11.950 | 11.550 | 0.000 | 47.300 |
| | | | | 10 | 2 | 5 | 5 | 7T | 9T | 8 |
| 9 | 140 | Michael Renda | TumbleBees Jupiter | 1.000 | 10.300 | 10.950 | 1.000 | 1.000 | 11.000 | 35.250 |
| | | | | 9 | 8 | 8 | 10 | 9T | 5 | 9 |
| 10 | 141 | Sammy Holland | EVO Gymnastics | 11.700 | 0.000 | 0.000 | 12.100 | 1.000 | 0.000 | 24.800 |
| | | | | 8 | 10 | 10 | 4 | 9T | 9T | 10 |

2023 USAG Men's State

Meet Results







Mar 3-5, 2023

Page: 1
Printed: 3/4/2023 7:48 PM

Men / 10 / B

Session: SA 2

Judge's Signatures

| Rank | Num | Name | Gym |  |  |  |  |  |  | AA |
|------|-----|------------------|--------------------|---|---|--|---|---|---|--------------|
| 1 | 125 | Benjamin Aguilar | EVO Gymnastics | 12.850 2T | 13.200 1 | 12.850 2 | 13.300 1 | 13.000 1 | 12.450 1 | 77.650 1 |
| 2 | 127 | Jake Prabhakaran | EVO Gymnastics | 12.750 4 | 13.100 2 | 13.050 1 | 13.150 2 | 12.950 2 | 12.200 3 | 77.200 2 |
| 3 | 129 | Felipe Junqueira | EVO Gymnastics | 12.700 5 | 12.600 3 | 12.400 3 | 12.750 3T | 12.650 3 | 11.900 4 | 75.000 3 |
| 4 | 132 | Donald Gray | Trousdell | 12.050 7T | 11.600 4 | 11.850 4 | 12.750 3T | 12.100 6 | 11.250 5T | 71.600 4 |
| 5 | 133 | Johnny Rodrigues | Gymnastics USA | 12.050 7T | 10.950 5 | 11.550 5 | 12.100 7 | 12.550 4 | 12.250 2 | 71.450 5 |
| 6 | 134 | Cody Williams | WCA | 13.050 1 | 10.350 8 | 11.450 6 | 12.500 5 | 12.250 5 | 11.250 5T | 70.850 6 |
| 7 | 130 | Carson Turvey | Trousdell | 12.100 6 | 10.850 6 | 8.650 10 | 11.350 8 | 11.600 7 | 10.550 7 | 65.100 7 |
| 8 | 124 | Matthew Janson | SEGA | 12.850 2T | 8.950 9 | 9.000 8 | 12.350 6 | 10.400 9 | 10.300 8 | 63.850 8 |
| 9 | 135 | Jake Rinehart | Gym Force | 11.500 9 | 7.000 10 | 10.250 7 | 10.600 10 | 11.200 8 | 7.300 9 | 57.850 9 |
| 10 | 128 | Jaedyn Copeland | TumbleBees Jupiter | 11.450 10 | 10.800 7 | 8.900 9 | 10.900 9 | 9.150 10 | 1.000 10 | 52.200 10 |

2023 USAG Men's State

Meet Results







Mar 3-5, 2023

Page: 1
Printed: 3/4/2023 7:48 PM

Men / 10 / C

Session: SA2

Judge's Signatures

| Rank | Num | Name | Gym |  |  |  |  |  |  | AA |
|------|-----|-------------------|----------------|---|---|--|---|---|---|--------------|
| 1 | 121 | Alex Karadzhev | EVO Gymnastics | 13.300 1 | 13.500 1 | 13.100 1T | 12.800 6 | 13.800 1 | 12.250 1 | 78.750 1 |
| 2 | 120 | Saran Alexander | ACE FL | 12.850 2 | 13.150 2 | 12.400 4 | 13.250 2 | 12.900 2 | 11.850 2 | 76.400 2 |
| 3 | 119 | Kael Griffin | Gym Force | 12.100 6 | 12.650 3 | 12.550 3 | 13.000 4 | 12.700 4T | 11.650 4 | 74.650 3 |
| 4 | 123 | Alexander Leal | FGTC | 12.350 4 | 11.700 4 | 13.100 1T | 12.850 5 | 12.700 4T | 11.450 5T | 74.150 4 |
| 5 | 113 | Nicholas Irving | Sun Country | 12.550 3 | 10.400 7T | 11.700 6 | 13.200 3 | 12.750 3 | 11.450 5T | 72.050 5 |
| 6 | 115 | Alex Greer | Sun Country | 11.300 9 | 11.650 5 | 11.350 7T | 13.600 1 | 12.450 6T | 10.800 7 | 71.150 6 |
| 7 | 122 | Kristopher Wilson | EVO Gymnastics | 11.800 7T | 9.000 9 | 11.350 7T | 11.450 9 | 12.450 6T | 11.750 3 | 67.800 7 |
| 8 | 116 | Evan Kallen | Park Avenue | 12.250 5 | 10.400 7T | 11.750 5 | 12.500 7 | 11.450 9 | 9.150 10 | 67.500 8 |
| 9 | 118 | Ryan Chevraux | EVO Gymnastics | 11.200 10 | 10.500 6 | 10.350 9 | 11.400 10 | 11.600 8 | 10.100 8 | 65.150 9 |
| 10 | 114 | Aiden Kester | WCA | 11.800 7T | 6.000 10 | 10.300 10 | 12.300 8 | 11.400 10 | 9.700 9 | 61.500 10 |

2023 USAG Men's State

Meet Results







Mar 3-5, 2023

Page: 1
Printed: 3/4/2023 7:48 PM

Men / 10 / D

Session: SA2







Judge's Signatures

| Rank | Num | Name | Gym |  |  |  |  |  |  | AA |
|------|-----|-------------------|----------------|---|---|--|---|---|---|--------|
| 1 | 110 | Dylan Shepard | Gymnastics USA | 13.550 | 11.900 | 13.100 | 14.050 | 13.550 | 12.650 | 78.800 |
| | | | | 2 | 6 | 1T | 1 | 2 | 2 | 1 |
| 2 | 104 | Garrett Schooley | EVO Gymnastics | 13.400 | 12.850 | 12.600 | 13.650 | 13.000 | 13.000 | 78.500 |
| | | | | 3 | 2 | 5 | 3 | 5 | 1 | 2 |
| 3 | 106 | Joshua George | Sun Country | 12.950 | 12.650 | 13.100 | 13.050 | 12.650 | 12.000 | 76.400 |
| | | | | 4 | 3 | 1T | 5 | 7 | 6 | 3 |
| 4 | 102 | Alex Tapanes | FGTC | 11.450 | 13.900 | 12.800 | 13.550 | 13.800 | 10.600 | 76.100 |
| | | | | 11 | 1 | 3 | 4 | 1 | 9 | 4 |
| 5 | 107 | Jaden Blank | EVO Gymnastics | 13.600 | 11.100 | 12.100 | 13.750 | 13.100 | 12.250 | 75.900 |
| | | | | 1 | 9 | 7 | 2 | 4 | 3 | 5 |
| 6 | 112 | Tyler Tran | Gymnastics USA | 12.700 | 12.250 | 12.700 | 12.850 | 12.750 | 12.050 | 75.300 |
| | | | | 6 | 4 | 4 | 8 | 6 | 5 | 6 |
| 7 | 105 | Max Rubin | Nova Fla | 12.600 | 11.950 | 12.350 | 12.900 | 13.200 | 12.200 | 75.200 |
| | | | | 7 | 5 | 6 | 7 | 3 | 4 | 7 |
| 8 | 101 | Cooper Brown | WCG | 12.850 | 10.900 | 11.850 | 12.200 | 12.500 | 11.100 | 71.400 |
| | | | | 5 | 10 | 8 | 10 | 8T | 8 | 8 |
| 9 | 103 | Austin Rojas | Gold Coast | 11.850 | 10.350 | 11.700 | 12.450 | 11.850 | 11.350 | 69.550 |
| | | | | 9 | 11 | 9 | 9 | 10 | 7 | 9 |
| 10 | 109 | Omri Coates | Nova Fla | 11.750 | 11.650 | 10.950 | 12.150 | 11.800 | 1.000 | 59.300 |
| | | | | 10 | 7 | 10 | 11 | 11 | 10T | 10 |
| 11 | 108 | Cody Phillips | EVO Gymnastics | 12.150 | 11.350 | 0.000 | 13.000 | 12.500 | 0.000 | 49.000 |
| | | | | 8 | 8 | 11T | 6 | 8T | 12 | 11 |
| 12 | 111 | Benjamin Manzella | Gymnastics USA | 0.000 | 0.000 | 0.000 | 0.000 | 0.000 | 1.000 | 1.000 |
| | | | | 12 | 12 | 11T | 12 | 12 | 10T | 12 |

2023 USAG Men's State

Team Results - Level 10 Small Team

Mar 3-5, 2023







| Rank | Gym | Team | Score |  |  |  |  |  |  |
|------|----------------|------|---------|---|--|---|---|---|---|
| 1 | Gymnastics USA | 10S | 227.050 | 38.650 1 | 35.650 3 | 37.350 2 | 39.600 2 | 38.850 2 | 36.950 1 |
| 2 | Sun Country | 10S | 224.300 | 37.550 2 | 36.200 2 | 37.000 3 | 39.850 1 | 38.950 1 | 34.750 2 |
| 3 | FGTC | 10S | 219.400 | 36.250 3 | 36.850 1 | 37.500 1 | 37.000 3 | 38.050 3 | 33.750 3 |
| 4 | Gym Force | 10S | 196.300 | 35.450 4 | 28.450 4 | 33.600 4 | 34.150 4 | 35.550 4 | 29.100 4 |

2023 USAG Men's State

Team Results - Level 10 Large Team

Mar 3-5, 2023

Page: 1
Printed: 3/4/2023 7:48 PM
Men / 10 / All Ages
Session: SA 2

| Rank | Gym | Team | Score |  |  |  |  |  |  |
|------|----------------|------|---------|---|--|---|---|---|---|
| 1 | EVO Gymnastics | 10L | 238.750 | 40.300 | 40.300 | 39.000 | 40.700 | 40.750 | 37.700 |
| | | | | 1 | 1 | 1 | 1 | 1 | 1 |